

# VT4

## LED Vaportite

### Product Description

The VT4 LED Linear Vaportite is designed to give long lasting, energy efficient light in demanding locations. The VT4 is provided with CCT and lumen output selectable options with the choice of 3500K, 4000K, or 5000K CCTs and low, medium, and high lumen output. It is also DLC 5.1 Standard certified, ensuring top of the line quality and performance. This IP66 rated fixture is dust and water tight and replaces legacy fluorescent strip lights in car wash operations, garages, maintenance facilities, canopies, locker rooms and stairwells.

#### Construction

- Fully gasketed polycarbonate housing
- Captive stainless steel latches ensure a water tight seal
- Fully sealed light chamber keeps LEDs sealed during installation

#### Optical System

- UV stabilized, frosted polycarbonate lens
- Wrapped lens provides 5% uplight
- 80+ CRI

#### Electrical

- Input voltage of 120-277VAC
- Wattage selector switch on driver, CCT selector switch in body
- Dim-to-off via 0-10VDC controls
- Optional, factory installed, 8W and 18W EM packs available
- Power factor > 0.95
- THD < 6%
- Luminaire surge protection level: designed to withstand up to 2.5kV ring wave per ANSI C82.77-5-2017 requirements for Indoor Hard-wired and Indoor Portable Luminaires

#### Controls

- Optional microwave sensor installs behind lens
- 12V output from driver to power NICOR or third party sensors and control systems

#### Mounting and Installation

- Toolless surface mount installation via spring-steel clips
- Clips contain mounting feature for cable suspension
- Can be surface mounted to walls and ceilings for application variability
- Drill through knockouts available: 3 on back, 1 on each end
- Operating temperature range:
  - -40°F to 113°F (-40° to 45°C) when surface mounted
  - -40°F to 122°F (-40° to 50°C) when suspended at least 18" from ceiling.
- For installations where power surge may be possible, NICOR recommends installing additional surge protection at the electrical distribution panel

#### Listings

- cETLus 1598 Listed for wet locations
- UL94 5VA flame classification
- IP66 Rated
- RoHS Compliant
- DLC 5.1 Standard Compliant
- Meets FCC Part 15, Subpart B, Class A standards for conducted and radiated emissions
- TM-21 Reported L70(9k) life >50,000 hours
- LM-79, LM-80 testing performed in accordance with IESNA standards

#### Warranty


- 5-year limited system warranty standard
- Warranty does not cover product failure due to an overvoltage event (power surge)

Project

Catalog

Type

Date



## VT4

### LED Adjustable Vapor Tight

Wattage Selectable  
CCT Selectable



# VT4

## LED Vaportite

### Ordering

#### Ordering Information

Example: VT4454SUNVS8

| Series | Version       | Length & Selectable Output | Voltage           | Selectable CCT | Sensor        | Emergency <sup>1</sup> |
|--------|---------------|----------------------------|-------------------|----------------|---------------|------------------------|
| VT     | 4 (Version 4) | 454S (4 feet, 45/38/34W)   | UNV (120-277 VAC) | S8 (35/40/50K) | Blank (none)  | Blank (none)           |
|        |               |                            |                   |                | M (microwave) | E2 (8W)                |
|        |               |                            |                   |                |               | E3 (18W)               |

Specifications and dimensions subject to change without notice.

#### Accessories

|                                   |                |
|-----------------------------------|----------------|
| Snap In Microwave Motion Sensor   | SNAPINSENSORMW |
| Remote Control for Snap In Sensor | SNAPINMWREMOTE |

#### NICOR Lighting Controls (NLC)

Elevate your lighting experience with NICOR Lighting Controls (NLC)! Seamlessly integrate by adding the NLC sensor for a flexible system that enhances comfort and maximizes space. Discover occupancy sensing, daylight harvesting, continuous dimming, and more. Unleash the future of lighting at [www.nicorlighting/network-lighting-controls](http://www.nicorlighting/network-lighting-controls).

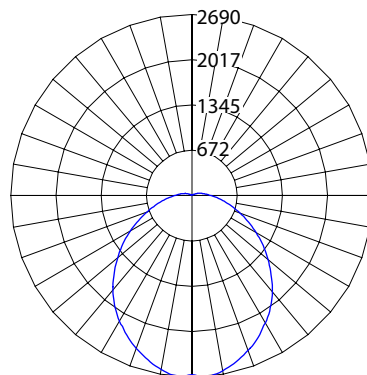
### Performance Data

| Performance Data |                |             |        |           |            | Emergency Pack Performance Data |           |           |
|------------------|----------------|-------------|--------|-----------|------------|---------------------------------|-----------|-----------|
| Model            | Output Setting | Nominal CCT | Lumens | Max Watts | Efficiency | E1 Lumens                       | E2 Lumens | E3 Lumens |
| VT4454S          | Standard       | 3500        | 5364   | 37.2      | 144.2      | -                               | 1154      | 2596      |
|                  |                | 4000        | 5678   |           | 152.6      | -                               | 1221      | 2747      |
|                  |                | 5000        | 5544   |           | 149.0      | -                               | 1192      | 2682      |
|                  | Medium         | 3500        | 6256   | 44.5      | 140.6      | -                               | 1125      | 2531      |
|                  |                | 4000        | 6623   |           | 148.8      | -                               | 1190      | 2678      |
|                  |                | 5000        | 6466   |           | 145.3      | -                               | 1162      | 2615      |
|                  | High           | 3500        | 7523   | 55.9      | 134.6      | -                               | 1077      | 2423      |
|                  |                | 4000        | 7964   |           | 142.5      | -                               | 1140      | 2565      |
|                  |                | 5000        | 7776   |           | 139.1      | -                               | 1113      | 2504      |

### Photometric Data

#### VT44 3500K High Output

|                             |         |
|-----------------------------|---------|
| Input Voltage (VAC)         | 120-277 |
| System Level Power (W)      | 55.8    |
| Delivered Lumens (Lm)       | 7523    |
| System Efficacy (Lm/W)      | 133.7   |
| Correlated Color Temp (K)   | 3403    |
| Color Rendering Index (CRI) | 82      |
| Beam Angle (0)              | 107.3   |
| Beam Angle (90)             | 98.6    |
| Spacing Criteria (0)        | 1.22    |
| Spacing Criteria (90)       | 1.22    |



#### Cone of Light Tabulation

| Mounted height (Feet) | Footcandles Beam Center | Diameter (Feet) |
|-----------------------|-------------------------|-----------------|
| 8                     | 41.3                    | 21.7            |
| 10                    | 26.4                    | 27.2            |
| 12                    | 18.3                    | 32.6            |
| 14                    | 13.5                    | 38.0            |

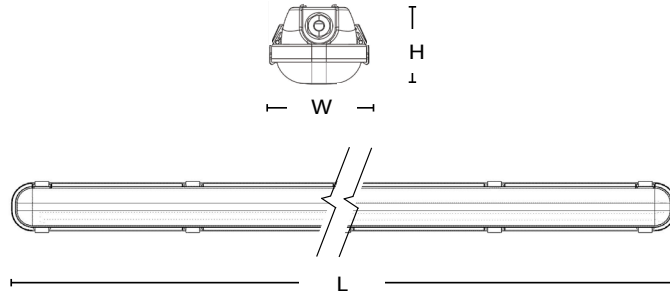
#### Data Multiplier

| VT44 |       |       |       |
|------|-------|-------|-------|
|      | 35K   | 40K   | 50K   |
| Low  | 0.713 | 0.755 | 0.737 |
| Med  | 0.832 | 0.880 | 0.860 |
| High | 1.000 | 1.059 | 1.034 |

# VT4

LED Vaportite

## Dimensions



| Dimension Data |                   |                  |                |
|----------------|-------------------|------------------|----------------|
| Model          | Length            | Width            | Height         |
| 4'             | 49.8 in (1200 mm) | 3.8 in (95.8 mm) | 3.1 in (80 mm) |

This device complies with part 15 of the FCC Rules. Operation is subject to the following two conditions: (1) This device may not cause harmful interference, and (2) this device must accept any interference received, including interference that may cause undesired operation.

NOTE: This equipment has been tested and found to comply with the limits for a Class A digital device, pursuant to part 15 of the FCC Rules. These limits are designed to provide reasonable protection against harmful interference when the equipment is operated in a commercial environment. This equipment generates, uses, and can radiate radio frequency energy and, if not installed and used in accordance with the instruction manual, may cause harmful interference to radio communications. Operation of this equipment in a residential area is likely to cause harmful interference in which case the user will be required to correct the interference at his own expense.